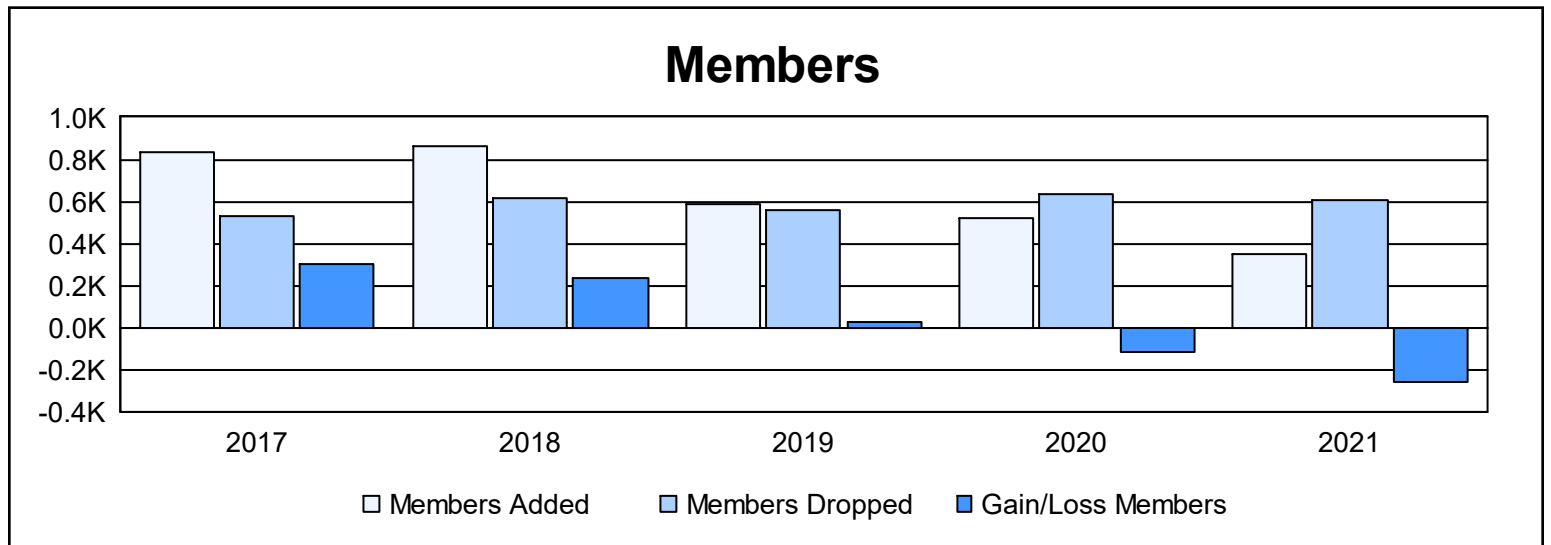
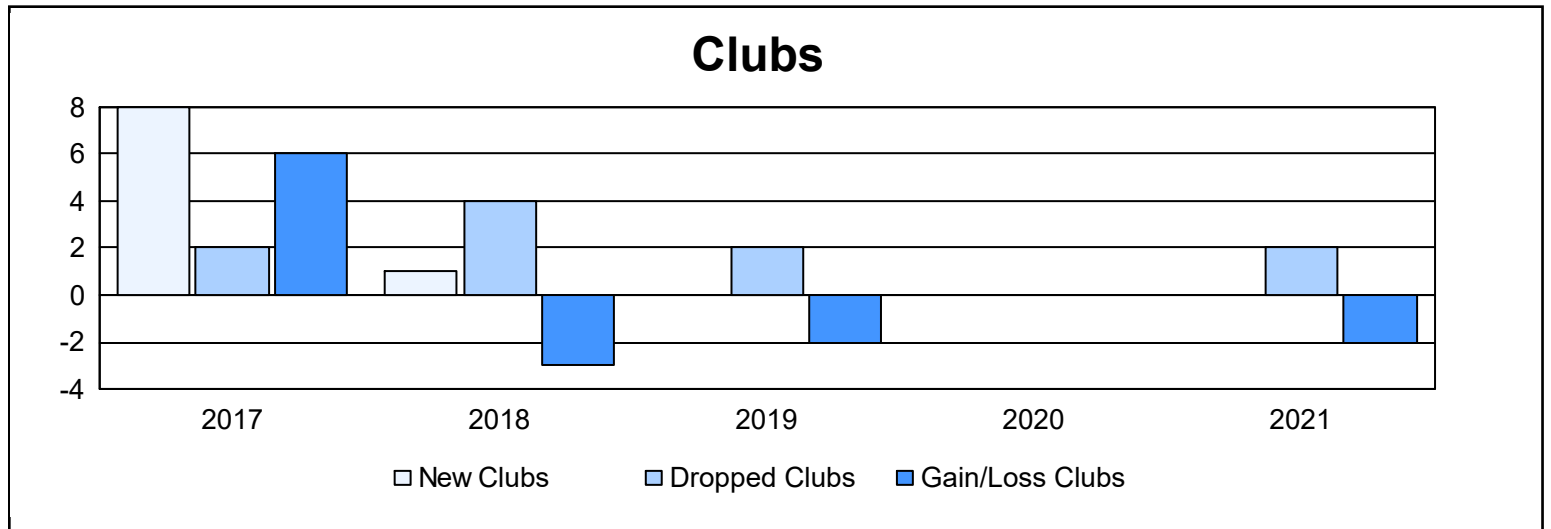
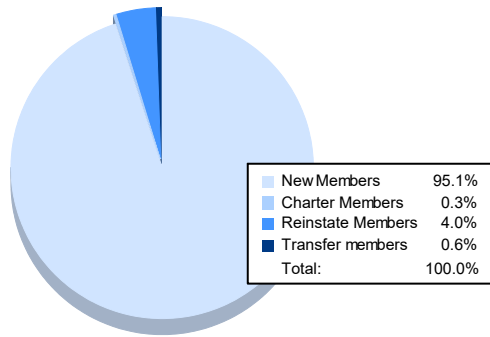


| Year           | New Clubs | Dropped Clubs | Gain/ Loss Clubs | New Members | Charter Members | Reinstate Members | Transfer Members | Total Member Added | Total Members Dropped | Gain/ Loss Members |
|----------------|-----------|---------------|------------------|-------------|-----------------|-------------------|------------------|--------------------|-----------------------|--------------------|
| 2016-2017      | 8         | 2             | 6                | 519         | 295             | 13                | 3                | 830                | 528                   | 302                |
| 2017-2018      | 1         | 4             | -3               | 785         | 35              | 13                | 25               | 858                | 619                   | 239                |
| 2018-2019      | 0         | 2             | -2               | 556         | 2               | 20                | 7                | 585                | 560                   | 25                 |
| 2019-2020      | 0         | 0             | 0                | 485         | 4               | 20                | 9                | 518                | 634                   | -116               |
| 2020-2021      | 0         | 2             | -2               | 330         | 1               | 14                | 2                | 347                | 610                   | -263               |
| <b>Average</b> | <b>2</b>  | <b>2</b>      | <b>0</b>         | <b>535</b>  | <b>67</b>       | <b>16</b>         | <b>9</b>         | <b>628</b>         | <b>590</b>            | <b>37</b>          |



### Membership Composition June 2021 Cumulative



### Gender Composition June 2021 Cumulative

